

# Canfit

## TIPS and TRICKS



[www.vorum.com](http://www.vorum.com)

Canada/USA Locations - (800) 461-4353

Other Global Locations - (604) 321-7277

## Symmetrical Trim-Lines

### *How do I make my trim-line Symmetric?*

To make a trim-line symmetric:

1. Right-click the trim-line and choose "Make Symmetric". (See Image 1)
2. If you want the left and right sides to be symmetric, Choose Left/Right from the dialogue box. (See Image 2)
3. If you want the right side to be copied to the left, click on the trim-line that you have created on the shape. You will see that the control points on the right side of the shape will become highlighted in green. (See Image 3).

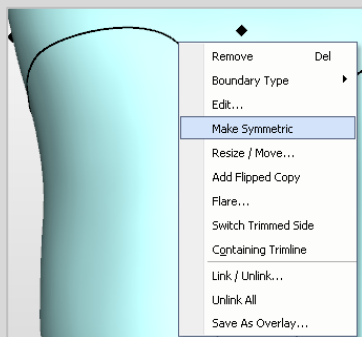


Image 1

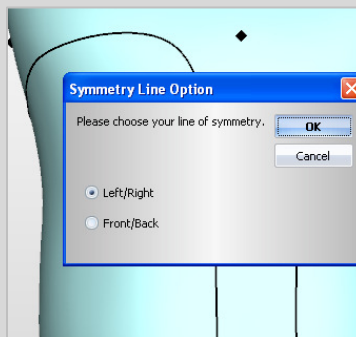


Image 2

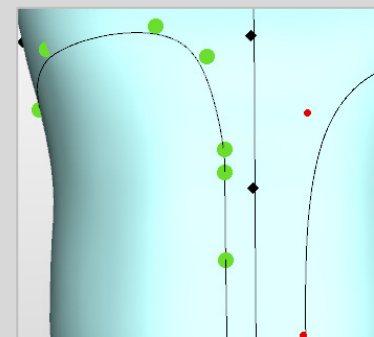


Image 3

If you need further assistance with your *Canfit*<sup>TM</sup> products , please contact the Vorum support department. Email: [support@vorum.com](mailto:support@vorum.com) Phone: 1-604-321-7277