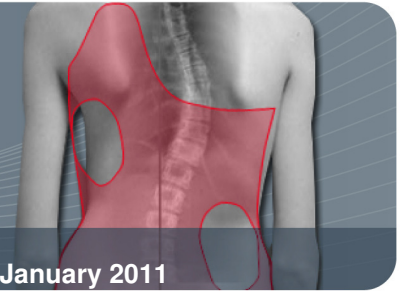


the **Canfit**
EXPERIENCE



In this issue: Team Ortopedteknik

Issue 2 January 2011

www.vorum.com

Canada/USA Locations - (800) 461-4353

Other Global Locations - (604) 321-7277

Team Ortopedteknik AB

Apotekargrand 4
Jönköping 55320
Sweden


Phone:
035-13-01-64


Fax:

Website:
www.teamortopedteknik.se/



Inquiries:
leif.nilsson@teamortopedteknik.se

Improving Patient and Employee Experiences

In 2006, when Team Ortopedteknik was looking for a CAD/CAM provider, they searched for a system that would be able to meet the demands of their business. With one central fabrication site and ten patient clinics located in various regions of Sweden, Team Ortopedteknik needed a solution that would provide reliable clinical results while offering portability and convenience. “After extensive research,” *Canfit*  was selected as the system that would best suit their needs.

One of their requirements was the provision of effective training to the large number of personnel who would be working with *Canfit* . Vorum supplied an extensive training program which enabled the 55 CPOs and 10 fabrication technicians to quickly learn this new technology.



Since the introduction of *Canfit* , Leif Nilsson, Market and Product Manager for Team Ortopedteknik, comments that “business has changed.” He states that “it has improved the experience for our patients.” Before *Canfit* , traditional methods were used to create all types of prosthetics and orthotics, including standing shells. These custom orthoses are used to assist children with Cerebral Palsy to stand up and load through their legs. Using traditional methods, patients were required to be covered in Plaster of Paris from their necks to their feet. The casting process and drying time was extremely lengthy and



Team Ortopedteknik AB

Team Ortopedteknik uses a combination of technical and medical knowledge to provide custom tools for their clients. Using a holistic approach to care, Team Ortopedteknik operates in all orthopedic fields, including prosthetics, orthotics and footwear. They aim to help their clients have a functional life, while using as much of their own capacities as possible.

Team Ortopedteknik works to develop and apply technologies and products that are used within the orthopedic specialty. They also provide injury prevention and rehabilitative services, within businesses, occupational health and health club settings. They also cooperate and work closely with other specialists to prevent injury. Individual analysis is combined with counselling and training techniques to reduce the onset of injury. Pain reduction activities, advice and devices are prescribed as required. With access to the latest technology, movement evaluation can be performed before and after surgery, assisting to determine rehabilitative activities and products needed to ensure a timely and effective healing.

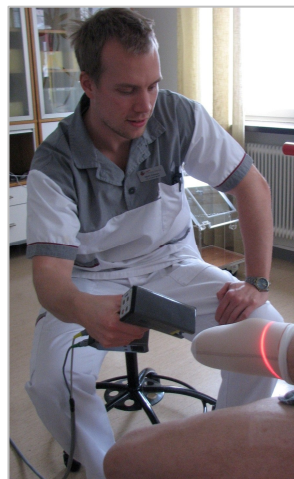
Their largest number of clients live in various counties throughout Sweden.

uncomfortable. Now, using *Canfit* ∞ technology, scan and measurement data can be obtained in a fraction of the time, resulting in a much more comfortable experience. “When this data is combined with photos of the patient in the design software, the completed standing shell is very effective.” At Team Ortopedteknik, 100% of standing shells are now created using *Canfit* ∞.



A further example of how the speed and portability of the *Canfit* ∞ system can benefit patients was identified by Mr. Nilsson. He recalled an instance where a small girl was in the hospital and could not be discharged; she needed a custom cranial helmet to be allowed home. Using *Canfit* ∞, the girl was “fit with her new helmet and discharged from the hospital within 6 hours.”

The digital technology not only improves speed of care, but who can receive care. Mr. Nilsson described a case where a female patient needed a standing shell, but “her skin could not manage the contact with the plaster,” preventing her from being cast. Using *Canfit* ∞ technology, she was scanned and measured for a standing shell. The patient was provided with a custom orthosis that fit her body, without causing any harm to her skin.



Mr. Nilsson commented that “it is not only patients who benefit from the *Canfit* ∞ system.” He identified that *Canfit* ∞ has also reduced health and safety risks for his staff. “Plaster casts for a typical spinal jacket can weigh between 30-40kgs (60-80 lbs),” making handling difficult for the fabricators. Since the introduction of *Canfit* ∞, employees are working with digital files and foam models which weigh approximately 2 kgs (5 lbs).

Therefore, potential injuries due to lifting heavy plaster casts are effectively eliminated.